



Eisenhower High School





Grades 6-12
Fall 2023



Report created by
Panorama Education



Summary

Topic Description	Results	Benchmark
<p>Rigorous Expectations</p> <p>How much students feel that their teachers hold them to high expectations around effort, understanding, persistence, and performance in class.</p>	<p>56%</p>	 <p>0th - 19th percentile compared to others nationally</p>
<p>School Climate</p> <p>Perceptions of the overall social and learning climate of the school.</p>	<p>37%</p> <p>▲2 since last survey</p>	 <p>0th - 19th percentile compared to others nationally</p>
<p>Sense of Belonging</p> <p>How much students feel that they are valued members of the school community.</p>	<p>31%</p> <p>▲1 since last survey</p>	 <p>0th - 19th percentile compared to others nationally</p>
<p>Teacher-Student Relationships</p> <p>How strong the social connection is between teachers and students within and beyond the classroom.</p>	<p>43%</p> <p>▲1 since last survey</p>	 <p>0th - 19th percentile compared to others nationally</p>

1,415 responses



Rigorous Expectations

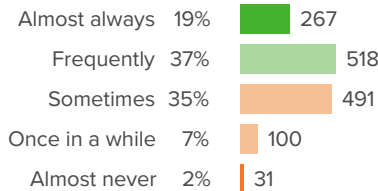
Your average

56%

1,415 responses

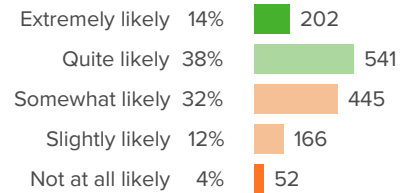
How did people respond?

Q.1: How often do your teachers make you explain your answers?



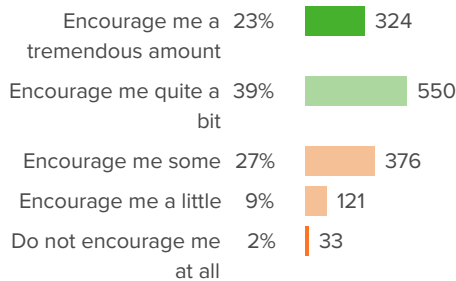
Favorable: **56%**

Q.2: When you feel like giving up on a difficult task, how likely is it that your teachers will make you keep trying?



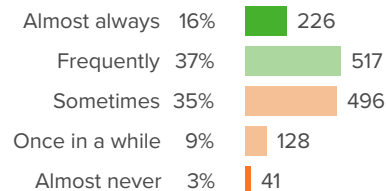
Favorable: **53%**

Q.3: How much do your teachers encourage you to do your best?



Favorable: **62%**

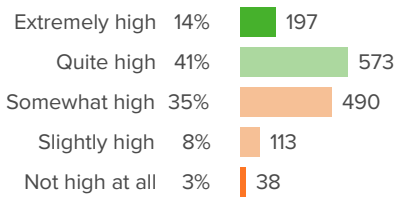
Q.4: How often do your teachers take time to make sure you understand the material?



Favorable: **53%**



Q.5: Overall, how high are your teachers' expectations of you?



Favorable: **55%**



School Climate

Your average

37%

1,415 responses

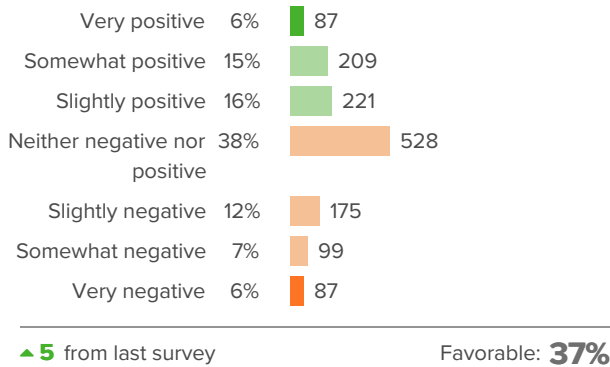
Change

▲ 2

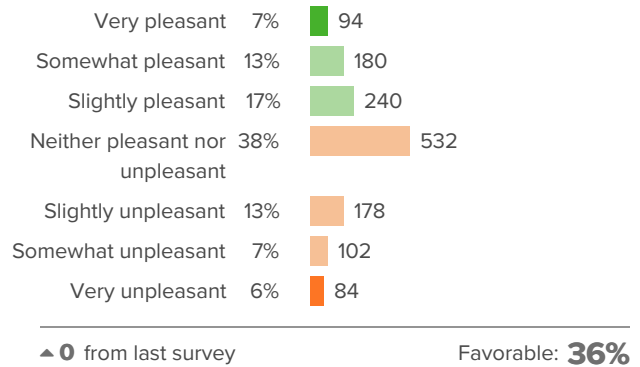
since last survey

How did people respond?

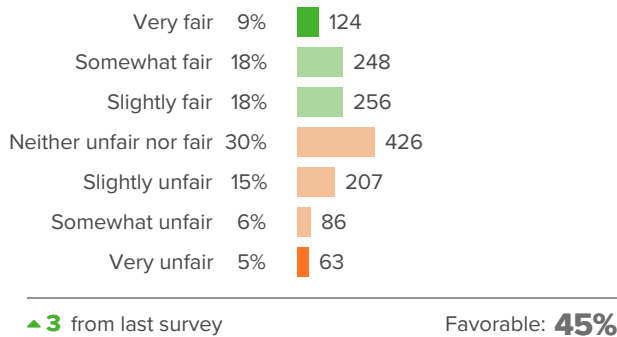
Q.1: How positive or negative is the energy of the school?



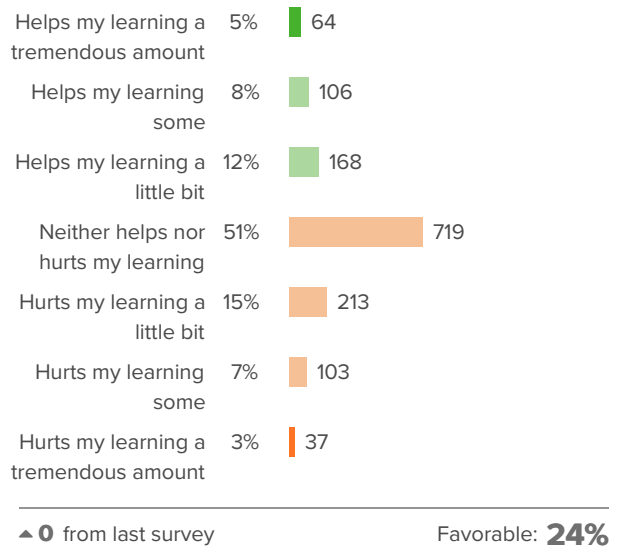
Q.2: How pleasant or unpleasant is the physical space at your school?



Q.3: How fair or unfair are the rules for the students at this school?

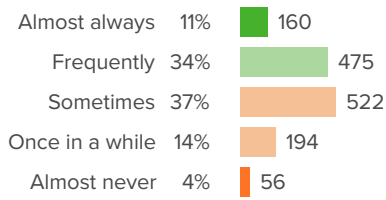


Q.4: At your school, how much does the behavior of other students hurt or help your learning?





Q.5: How often do your teachers seem excited to be teaching your classes?



▲ 5 from last survey

Favorable: **45%**



Sense of Belonging

Your average

31%

1,415 responses

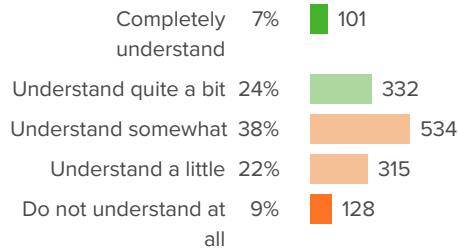
Change

▲ 1

since last survey

How did people respond?

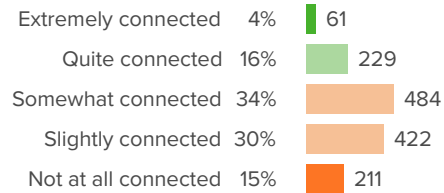
Q.1: How well do people at your school understand you as a person?



▲ 4 from last survey

Favorable: **31%**

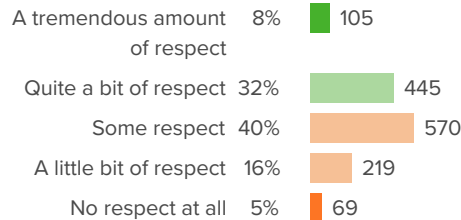
Q.2: How connected do you feel to the adults at your school?



▲ 1 from last survey

Favorable: **21%**

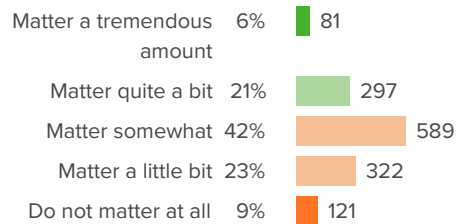
Q.3: How much respect do students in your school show you?



▼ 4 from last survey

Favorable: **39%**

Q.4: How much do you matter to others at this school?

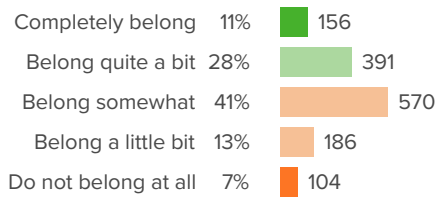


▲ 0 from last survey

Favorable: **27%**



Q.5: Overall, how much do you feel like you belong at your school?



▲ 4 from last survey

Favorable: **39%**



Teacher-Student Relationships

Your average

43%

1,415 responses

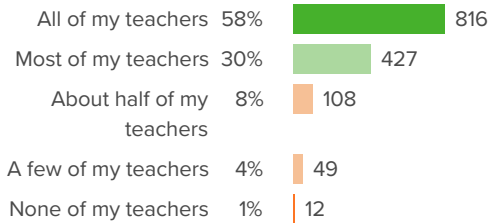
Change

▲ 1

since last survey

How did people respond?

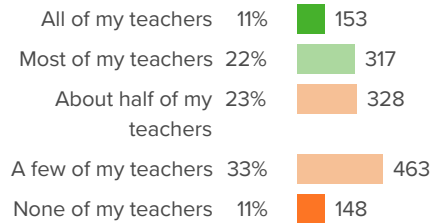
Q.1: How many of your teachers are respectful towards you?



▲ 1 from last survey

Favorable: **88%**

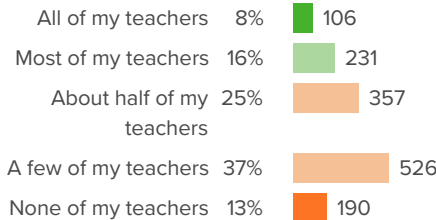
Q.2: If you walked into class upset, how many of your teachers would be concerned?



▲ 2 from last survey

Favorable: **33%**

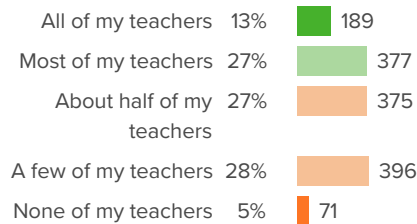
Q.3: If you came back to visit class three years from now, how many of your teachers would be excited to see you?



▲ 0 from last survey

Favorable: **24%**

Q.4: When your teachers ask how you are doing, how many of them are really interested in your answer?



▲ 4 from last survey

Favorable: **40%**



Q.5: How many of your teachers would you be excited to have again in the future?

