

Rialto Unified School District

Dec 1, 2022 thru Dec 2, 2022

Base Menu Spreadsheet

EL Classroom Breakfast #2

Portion Values - Detailed

Page 1

Generated on: 12/6/2022 10:04:47 AM

	Portion Size	Reimb Qty	Cals (kcal)	Cholst (mg)	Sodm (mg)	Fiber (g)	Iron (mg)	Calcm (mg)	Vit-A (IU)	Vit-C (mg)	Sugars (g)	Protn (g)	Carb (g)	T-Fat (g)	S-Fat (g)	Tr-Fat ¹ (g)
Thu - 12/01/2022																
EL Classroom Breakfast #2	Total	4950														
BURRITO,Brkft.Bn&Ch-Wh-Gr-2 017	1 EACH	4950	177	20	264	3.90	0.76	186.3	168	0.0	0	9.92	18.12	7.3	3.54	0.00
BANANAS	1 EACH	225	90	0	1	2.63	0.26	5.1	65	8.79	12	1.1	23.07	0.33	0.11	*N/A*
BANANAS	1 EACH	4950	90	0	1	2.63	0.26	5.1	65	8.79	12	1.1	23.07	0.33	0.11	*N/A*
MILK,1% HOLLANDIA 2017	1 EACH	300	120	15	150	0.00	0.00	350.0	500	2.4	14	11.0	16.0	2.5	1.50	0.00
MILK,NF Chocolate HOLL.2017	1 EACH	4650	110	2	135	0.00	0.72	250.0	500	0.0	18	8.0	20.0	0.0	0.00	0.00
Weighted Daily Average			382	23	401	6.65	1.71	447.6	736	9.33	31	19.25	61.99	7.80	3.75	*0.00
% of Calories											32.4%	20.2%	65.0%	18.4%	8.8%	*0.0%
Nutrient Guideline			350-500		540										<10.00	

Fri - 12/02/2022																
EL Classroom Breakfast #2	Total	4950														
Bar, Cinna Toast Crunch '22	Package	4950	150	0	115	3.00	1.80	200.0	0	0.0	9	2.0	30.0	3.5	0.50	0.00
Juice, Orange,4oz. Hollan-2018	CARTONS	225	60	0	10	0.00	0.00	0.0	0	30.0	12	1.0	14.0	0.0	0.00	0.00
Juice, Orange,4oz. Hollan-2018	CARTONS	4950	60	0	10	0.00	0.00	0.0	0	30.0	12	1.0	14.0	0.0	0.00	0.00
MILK,1% HOLLANDIA 2017	1 EACH	300	120	15	150	0.00	0.00	350.0	500	2.4	14	11.0	16.0	2.5	1.50	0.00
MILK,NF Chocolate HOLL.2017	1 EACH	4650	110	2	135	0.00	0.72	250.0	500	0.0	18	8.0	20.0	0.0	0.00	0.00
Weighted Daily Average			323	3	261	3.00	2.48	456.1	500	31.51	39	11.23	64.39	3.65	0.59	0.00
% of Calories											48.6%	13.9%	79.7%	10.2%	1.6%	0.0%
Nutrient Guideline			350-500		540										<10.00	

Weighted Average			352	13	331	4.82	2.09	451.9	618	20.42	35	15.24	63.19	5.73	2.17	*0.00
											89.6%	17.3%	71.7%	14.6%	5.5%	*0.0%

N/A - denotes a nutrient that is either missing or incomplete for an individual ingredient

* - denotes combined nutrient totals with either missing or incomplete nutrient data

¹ - Trans Fat value is provided for informational purposes only, not for monitoring purposes.

NOTICE: The data contained within this report and the NUTRIKIDS® Menu Planning and Nutritional Analysis software should not be used for and does not provide menu planning for a child with a medical condition or food allergy. Ingredients and menu items are subject to change or substitution without notice. Please consult a medical professional for assistance in planning for or treating medical conditions.

Rialto Unified School District

Dec 1, 2022 thru Dec 2, 2022

Base Menu Spreadsheet

EL Classroom Breakfast #2

Portion Values - Detailed

Page 2

Generated on: 12/6/2022 10:04:47 AM

Nutrient	Menu AVG	Portion Size	Reimb Qty	Cals (kcal)	Cholst (mg)	Sodm (mg)	Fiber (g)	Iron (mg)	Calc (mg)	Vit-A (IU)	Vit-C (mg)	Sugars (g)	Protn (g)	Carb (g)	T-Fat (g)	S-Fat (g)	Tr-Fat ¹ (g)
Calories	352			350 - 500													
Cholesterol (mg)	13																
Sodium (mg)	331			540													
Fiber (g)	4.82																
Iron (mg)	2.09																
Calcium (mg)	451.9																
Vitamin A (IU)	618																
Sugars (g)	35	39.82%															
Vitamin C (mg)	20.42																
Protein (g)	15.24	17.29%															
Carbohydrate (g)	63.19	71.71%															
Total Fat (g)	5.73	14.62%															
Saturated Fat (g)	2.17	5.54%		<10.00%													
Trans Fat ¹ (g)	0.00	0.00%				Missing											


*Data comparisons are not available for one or two day selections

N/A - denotes a nutrient that is either missing or incomplete for an individual ingredient

* - denotes combined nutrient totals with either missing or incomplete nutrient data

¹ - Trans Fat value is provided for informational purposes only, not for monitoring purposes.

NOTICE: The data contained within this report and the NUTRIKIDS® Menu Planning and Nutritional Analysis software should not be used for and does not provide menu planning for a child with a medical condition or food allergy. Ingredients and menu items are subject to change or substitution without notice. Please consult a medical professional for assistance in planning for or treating medical conditions.



4.9 (21)

CONT PLAST 6X8 HNGD LIME GREEN BB

SKU #: COX-68BBLG

Pack: 1/250

\$121.61 / CS

Out of Stock - Backorders Accepted but Fulfillment Not Guaranteed

1

< Share

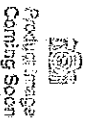
+ Add to List

Attributes

Brand DIRECT PACK

The integrity of our product information is important to us. Please contact us at csr@indfood.com if you see any errors. Thank you.

Cross Sells



CONTAINER PLAST 6X8 BB
TANGERINE 1/250

Call for Pricing + Add to List


1



CONTAINER PLAST 6X8 BLK W/CLR
LID 1/250

Call for Pricing + Add to List

1



CONTAINER PLAST 6X8 NAT GOLD
BB 1/250

Call for Pricing + Add to List

1

Recently Viewed



Rialto Unified School District

Dec 5, 2022 thru Dec 9, 2022

Base Menu Spreadsheet

EL Classroom Breakfast #2

Portion Values - Detailed

Page 1

Generated on: 12/6/2022 10:05:01 AM

	Portion Size	Reimb Qty	Cals (kcal)	Cholst (mg)	Sodm (mg)	Fiber (g)	Iron (mg)	CalcM (mg)	Vit-A (IU)	Vit-C (mg)	Sugars (g)	Protn (g)	Carb (g)	T-Fat (g)	S-Fat (g)	Tr-Fat* (g)
Mon - 12/05/2022																
EL Classroom Breakfast #2	Total	4950														
PANCAKE SAUSAGE STICK 2017	1 EACH	4950	200	25	310	3.00	1.80	20.0	20	0.0	4	7.0	17.0	10.0	2.50	0.00
GRAPES,Fresh	serving	225	62	0	2	0.83	0.27	12.9	92	3.68	15	0.58	15.78	0.32	0.10	*N/A*
GRAPES,Fresh	serving	4950	62	0	2	0.83	0.27	12.9	92	3.68	15	0.58	15.78	0.32	0.10	*N/A*
MILK,1% HOLLANDIA 2017	1 EACH	300	120	15	150	0.00	0.00	350.0	500	2.4	14	11.0	16.0	2.5	1.50	0.00
MILK,NF Chocolate HOLL.2017	1 EACH	4650	110	2	135	0.00	0.72	250.0	500	0.0	18	8.0	20.0	0.0	0.00	0.00
Weighted Daily Average			375	28	448	3.87	2.75	289.5	616	3.99	37	15.79	53.25	10.49	2.70	*0.00
% of Calories											39.9%	16.8%	56.8%	25.2%	6.5%	*0.0%
Nutrient Guideline			350-500		540										<10.00	

Tue - 12/06/2022																
EL Classroom Breakfast #2	Total	4950														
DOUBLE CHOC. BAR- 2017	1 EACH	4950	270	0	230	5.00	2.70	20.0	105	0.0	21	5.0	48.0	8.0	2.50	0.00
APPLES,Fresh sliced 2017	pkg. (3 oz)	225	51	0	0	3.00	0.18	10.0	50	185.4	9	0.0	12.0	0.0	0.00	0.00
APPLES,Fresh sliced 2017	pkg. (3 oz)	4950	51	0	0	3.00	0.18	10.0	50	185.4	9	0.0	12.0	0.0	0.00	0.00
MILK,1% HOLLANDIA 2017	1 EACH	300	120	15	150	0.00	0.00	350.0	500	2.4	14	11.0	16.0	2.5	1.50	0.00
MILK,NF Chocolate HOLL.2017	1 EACH	4650	110	2	135	0.00	0.72	250.0	500	0.0	18	8.0	20.0	0.0	0.00	0.00
Weighted Daily Average			434	3	366	8.14	3.56	286.5	657	193.97	48	13.18	80.30	8.15	2.59	0.00
% of Calories											44.4%	12.2%	74.0%	16.9%	5.4%	0.0%
Nutrient Guideline			350-500		540										<10.00	

Wed - 12/07/2022																
EL Classroom Breakfast #2	Total	100														
Sndwich Chx & Sausage 2020	serving	100	159	26	312	1.40	1.10	110.0	110	0.0	2	9.7	16.0	6.4	2.60	0.00
Craisins 2020	servings	1	187	0	2	3.45	0.32	6.1	0	0.12	39	0.04	49.92	0.83	0.06	*N/A*
Craisins 2020	servings	100	187	0	2	3.45	0.32	6.1	0	0.12	39	0.04	49.92	0.83	0.06	*N/A*
MILK,1% HOLLANDIA 2017	1 EACH	100	120	15	150	0.00	0.00	350.0	500	2.4	14	11.0	16.0	2.5	1.50	0.00
MILK,NF Chocolate HOLL.2017	1 EACH	1	110	2	135	0.00	0.72	250.0	500	0.0	18	8.0	20.0	0.0	0.00	0.00
Weighted Daily Average			469	41	465	4.89	1.43	468.6	615	2.52	56	20.82	82.61	9.74	4.16	*0.00
% of Calories											47.6%	17.8%	70.5%	18.7%	8.0%	*0.0%
Nutrient Guideline			350-500		540										<10.00	

N/A - denotes a nutrient that is either missing or incomplete for an individual ingredient

* - denotes combined nutrient totals with either missing or incomplete nutrient data

1 - Trans Fat value is provided for informational purposes only, not for monitoring purposes.

NOTICE: The data contained within this report and the NUTRIKIDS® Menu Planning and Nutritional Analysis software should not be used for and does not provide menu planning for a child with a medical condition or food allergy. Ingredients and menu items are subject to change or substitution without notice. Please consult a medical professional for assistance in planning for or treating medical conditions.

Rialto Unified School District

Dec 5, 2022 thru Dec 9, 2022

Base Menu Spreadsheet

EL Classroom Breakfast #2

Portion Values - Detailed

Page 2

Generated on: 12/6/2022 10:05:01 AM

	Portion Size	Reimb Qty	Cals (kcal)	Cholst (mg)	Sodm (mg)	Fiber (g)	Iron (mg)	Calcm (mg)	Vit-A (IU)	Vit-C (mg)	Sugars (g)	Protn (g)	Carb (g)	T-Fat (g)	S-Fat (g)	Tr-Fat* (g)
Thu - 12/08/2022																
EL Classroom Breakfast #2	Total	4950														
Pan Dulce 51% Whole Wheat-2014	1 each	4950	180	10	180	2.00	1.44	0.0	35	0.0	7	5.0	31.0	5.5	1.75	0.00
BANANAS	1 EACH	225	90	0	1	2.63	0.26	5.1	65	8.79	12	1.1	23.07	0.33	0.11	*N/A*
BANANAS	1 EACH	4950	90	0	1	2.63	0.26	5.1	65	8.79	12	1.1	23.07	0.33	0.11	*N/A*
MILK,1% HOLLANDIA 2017	1 EACH	300	120	15	150	0.00	0.00	350.0	500	2.4	14	11.0	16.0	2.5	1.50	0.00
MILK,NF Chocolate HOLL.2017	1 EACH	4650	110	2	135	0.00	0.72	250.0	500	0.0	18	8.0	20.0	0.0	0.00	0.00
Weighted Daily Average			385	13	317	4.75	2.39	261.3	603	9.33	38	14.33	74.87	6.00	1.96	*0.00
% of Calories											39.2%	14.9%	77.9%	14.0%	4.6%	*0.0%
Nutrient Guideline			350-500		540										<10.00	

Fri - 12/09/2022																
EL Classroom Breakfast #2	Total	4950														
Muffins, Banana-Elements 2017	1 ea	4950	400	75	370	2.00	0.36	0.0	100	0.0	25	5.0	46.0	23.0	3.00	0.00
Juice, Orange,4oz. Hollan-2018	CARTONS	225	60	0	10	0.00	0.00	0.0	0	30.0	12	1.0	14.0	0.0	0.00	0.00
Juice, Orange,4oz. Hollan-2018	CARTONS	4950	60	0	10	0.00	0.00	0.0	0	30.0	12	1.0	14.0	0.0	0.00	0.00
MILK,1% HOLLANDIA 2017	1 EACH	300	120	15	150	0.00	0.00	350.0	500	2.4	14	11.0	16.0	2.5	1.50	0.00
MILK,NF Chocolate HOLL.2017	1 EACH	4650	110	2	135	0.00	0.72	250.0	500	0.0	18	8.0	20.0	0.0	0.00	0.00
Weighted Daily Average			573	78	516	2.00	1.03	256.1	600	31.51	55	14.23	80.39	23.15	3.09	0.00
% of Calories											38.6%	9.9%	56.1%	36.3%	4.9%	0.0%
Nutrient Guideline			350-500		540										<10.00	

Weighted Average			447	32	422	4.73	2.23	312.4	618	48.27	47	15.67	74.29	11.51	2.90	*0.00
											94.3%	14.0%	66.5%	23.2%	5.8%	*0.0%

N/A - denotes a nutrient that is either missing or incomplete for an individual ingredient

* - denotes combined nutrient totals with either missing or incomplete nutrient data

¹ - Trans Fat value is provided for informational purposes only, not for monitoring purposes.

NOTICE: The data contained within this report and the NUTRIKIDS® Menu Planning and Nutritional Analysis software should not be used for and does not provide menu planning for a child with a medical condition or food allergy. Ingredients and menu items are subject to change or substitution without notice. Please consult a medical professional for assistance in planning for or treating medical conditions.

Rialto Unified School District

Dec 5, 2022 thru Dec 9, 2022

Base Menu Spreadsheet

EL Classroom Breakfast #2

Portion Values - Detailed

Page 3

Generated on: 12/6/2022 10:05:01 AM

Nutrient	Menu AVG	Portion Size	Reimb Qty	Cals (kcal)	Cholst (mg)	Sodm (mg)	Fiber (g)	Iron (mg)	Calc (mg)	Vit-A (IU)	Vit-C (mg)	Sugars (g)	Protn (g)	Carb (g)	T-Fat (g)	S-Fat (g)	Tr-Fat ¹ (g)
		% of Cals	Weekly Target	% of Target	Miss Data	Shortfall	Overage	Error Messages (if any)									
Calories	447		350 - 500	100%													
Cholesterol (mg)	32																
Sodium (mg)	422		540														
Fiber (g)	4.73																
Iron (mg)	2.23																
Calcium (mg)	312.4																
Vitamin A (IU)	618																
Sugars (g)	47	41.92%															
Vitamin C (mg)	48.27																
Protein (g)	15.67	14.02%															
Carbohydrate (g)	74.29	66.46%															
Total Fat (g)	11.51	23.16%															
Saturated Fat (g)	2.90	5.84%	<10.00%														
Trans Fat ¹ (g)	0.00	0.00%				Missing											

N/A - denotes a nutrient that is either missing or incomplete for an individual ingredient
 * - denotes combined nutrient totals with either missing or incomplete nutrient data
¹ - Trans Fat value is provided for informational purposes only, not for monitoring purposes.

NOTICE: The data contained within this report and the NUTRIKIDS® Menu Planning and Nutritional Analysis software should not be used for and does not provide menu planning for a child with a medical condition or food allergy. Ingredients and menu items are subject to change or substitution without notice. Please consult a medical professional for assistance in planning for or treating medical conditions.

Rialto Unified School District

Dec 12, 2022 thru Dec 16, 2022

Base Menu Spreadsheet

EL Classroom Breakfast #2

Portion Values - Detailed

Page 1

Generated on: 12/6/2022 10:05:13 AM

	Portion Size	Reimb Qty	Cals (kcal)	Cholst (mg)	Sodm (mg)	Fiber (g)	Iron (mg)	Calc (mg)	Vit-A (IU)	Vit-C (mg)	Sugars (g)	Protn (g)	Carb (g)	T-Fat (g)	S-Fat (g)	Tr-Fat ¹ (g)
Mon - 12/12/2022																
EL Classroom Breakfast #2	Total	4950														
OATMEAL CHOC-CHIP BAR-2017	1 EACH	4950	290	20	240	3.00	1.80	20.0	0	0.0	22	5.0	47.0	9.0	3.00	0.00
GRAPES,Fresh	1 serving	225	62	0	2	0.83	0.27	12.9	92	3.68	15	0.58	15.78	0.32	0.10	*N/A*
GRAPES,Fresh	1 serving	4950	62	0	2	0.83	0.27	12.9	92	3.68	15	0.58	15.78	0.32	0.10	*N/A*
MILK,1% HOLLANDIA 2017	1 EACH	300	120	15	150	0.00	0.00	350.0	500	2.4	14	11.0	16.0	2.5	1.50	0.00
MILK,NF Chocolate HOLL.2017	1 EACH	4650	110	2	135	0.00	0.72	250.0	500	0.0	18	8.0	20.0	0.0	0.00	0.00
Weighted Daily Average			465	23	378	3.87	2.75	289.5	596	3.99	55	13.79	83.25	9.49	3.20	*0.00
% of Calories											47.6%	11.9%	71.6%	18.4%	6.2%	*0.0%
Nutrient Guideline			350-500		540										<10.00	

Tue - 12/13/2022																
EL Classroom Breakfast #2	Total	4950														
Pocket, Pizza Pepp '22	1 EACH	4950	300	30	590	3.00	2.70	240.0	70	0.0	5	19.0	31.0	12.0	5.00	0.00
APPLES,Fresh sliced 2017	pkg. (3 oz)	225	51	0	0	3.00	0.18	10.0	50	185.4	9	0.0	12.0	0.0	0.00	0.00
APPLES,Fresh sliced 2017	pkg. (3 oz)	4950	51	0	0	3.00	0.18	10.0	50	185.4	9	0.0	12.0	0.0	0.00	0.00
MILK,1% HOLLANDIA 2017	1 EACH	300	120	15	150	0.00	0.00	350.0	500	2.4	14	11.0	16.0	2.5	1.50	0.00
MILK,NF Chocolate HOLL.2017	1 EACH	4650	110	2	135	0.00	0.72	250.0	500	0.0	18	8.0	20.0	0.0	0.00	0.00
Weighted Daily Average			464	33	726	6.14	3.56	506.5	622	193.97	32	27.18	63.30	12.15	5.09	0.00
% of Calories											27.7%	23.4%	54.6%	23.6%	9.9%	0.0%
Nutrient Guideline			350-500		540										<10.00	

Wed - 12/14/2022																
EL Classroom Breakfast #2	Total	4950														
UBR - BRKFST CINN ROUND 2 020	1 EACH	4950	260	0	190	3.00	2.70	80.0	0	0.0	14	5.0	38.0	10.0	2.50	0.00
Juice, Orange,4oz. Hollan-2018	CARTONS	225	60	0	10	0.00	0.00	0.0	0	30.0	12	1.0	14.0	0.0	0.00	0.00
Juice, Orange,4oz. Hollan-2018	CARTONS	4950	60	0	10	0.00	0.00	0.0	0	30.0	12	1.0	14.0	0.0	0.00	0.00
MILK,1% HOLLANDIA 2017	1 EACH	300	120	15	150	0.00	0.00	350.0	500	2.4	14	11.0	16.0	2.5	1.50	0.00
MILK,NF Chocolate HOLL.2017	1 EACH	4650	110	2	135	0.00	0.72	250.0	500	0.0	18	8.0	20.0	0.0	0.00	0.00
Weighted Daily Average			433	3	336	3.00	3.38	336.1	500	31.51	44	14.23	72.39	10.15	2.59	0.00
% of Calories											40.9%	13.1%	66.8%	21.1%	5.4%	0.0%
Nutrient Guideline			350-500		540										<10.00	

N/A - denotes a nutrient that is either missing or incomplete for an individual ingredient

* - denotes combined nutrient totals with either missing or incomplete nutrient data

¹ - Trans Fat value is provided for informational purposes only, not for monitoring purposes.

NOTICE: The data contained within this report and the NUTRIKIDS® Menu Planning and Nutritional Analysis software should not be used for and does not provide menu planning for a child with a medical condition or food allergy. Ingredients and menu items are subject to change or substitution without notice. Please consult a medical professional for assistance in planning for or treating medical conditions.

Rialto Unified School District

Dec 12, 2022 thru Dec 16, 2022

Base Menu Spreadsheet

EL Classroom Breakfast #2

Portion Values - Detailed

Page 2

Generated on: 12/6/2022 10:05:13 AM

	Portion Size	Reimb Qty	Cals (kcal)	Cholst (mg)	Sodm (mg)	Fiber (g)	Iron (mg)	CalcM (mg)	Vit-A (IU)	Vit-C (mg)	Sugars (g)	Protn (g)	Carb (g)	T-Fat (g)	S-Fat (g)	Tr-Fat ¹ (g)
Thu - 12/15/2022																
EL Classroom Breakfast #2	Total	4950														
Waffles, Mini Maple 2017	pkg	4950	210	0	170	3.00	0.72	20.0	65	0.0	13	4.0	38.0	6.0	1.00	0.00
BANANAS	1 EACH	225	90	0	1	2.63	0.26	5.1	65	8.79	12	1.1	23.07	0.33	0.11	*N/A*
BANANAS	1 EACH	4950	90	0	1	2.63	0.26	5.1	65	8.79	12	1.1	23.07	0.33	0.11	*N/A*
MILK,1% HOLLANDIA 2017	1 EACH	300	120	15	150	0.00	0.00	350.0	500	2.4	14	11.0	16.0	2.5	1.50	0.00
MILK,NF Chocolate HOLL.2017	1 EACH	4650	110	2	135	0.00	0.72	250.0	500	0.0	18	8.0	20.0	0.0	0.00	0.00
Weighted Daily Average			415	3	307	5.75	1.67	281.3	633	9.33	44	13.33	81.87	6.50	1.21	*0.00
% of Calories											42.1%	12.9%	79.0%	14.1%	2.6%	*0.0%
Nutrient Guideline			350-500		540										<10.00	

Fri - 12/16/2022																
EL Classroom Breakfast #2	Total	100														
Cereal Bar, Trix 2019	Package	100	150	0	100	3.00	1.80	250.0	100	1.2	9	2.0	30.0	3.0	0.50	0.00
Craisins 2020	servings	1	187	0	2	3.45	0.32	6.1	0	0.12	39	0.04	49.92	0.83	0.06	*N/A*
Craisins 2020	servings	100	187	0	2	3.45	0.32	6.1	0	0.12	39	0.04	49.92	0.83	0.06	*N/A*
MILK,1% HOLLANDIA 2017	1 EACH	100	120	15	150	0.00	0.00	350.0	500	2.4	14	11.0	16.0	2.5	1.50	0.00
MILK,NF Chocolate HOLL.2017	1 EACH	1	110	2	135	0.00	0.72	250.0	500	0.0	18	8.0	20.0	0.0	0.00	0.00
Weighted Daily Average			460	15	253	6.49	2.13	608.6	605	3.72	63	13.12	96.61	6.34	2.06	*0.00
% of Calories											54.8%	11.4%	84.1%	12.4%	4.0%	*0.0%
Nutrient Guideline			350-500		540										<10.00	

Weighted Average			447	15	400	5.05	2.70	404.4	591	48.51	48	16.33	79.49	8.93	2.83	*0.00
											96.0%	14.6%	71.1%	18.0%	5.7%	*0.0%

N/A - denotes a nutrient that is either missing or incomplete for an individual ingredient
 * - denotes combined nutrient totals with either missing or incomplete nutrient data
¹ - Trans Fat value is provided for informational purposes only, not for monitoring purposes.

NOTICE: The data contained within this report and the NUTRIKIDS® Menu Planning and Nutritional Analysis software should not be used for and does not provide menu planning for a child with a medical condition or food allergy. Ingredients and menu items are subject to change or substitution without notice. Please consult a medical professional for assistance in planning for or treating medical conditions.

Rialto Unified School District

Dec 12, 2022 thru Dec 16, 2022

Base Menu Spreadsheet

EL Classroom Breakfast #2

Portion Values - Detailed

Page 3

Generated on: 12/6/2022 10:05:13 AM

Nutrient	Menu AVG	Portion Size	Reimb Qty	Cals (kcal)	Cholst (mg)	Sodm (mg)	Fiber (g)	Iron (mg)	Calcm (mg)	Vit-A (IU)	Vit-C (mg)	Sugars (g)	Protn (g)	Carb (g)	T-Fat (g)	S-Fat (g)	Tr-Fat ¹ (g)
		% of Cals	Weekly Target		% of Target	Miss Data	Shortfall		Overage	Error Messages (if any)							
Calories	447		350 - 500		100%												
Cholesterol (mg)	15																
Sodium (mg)	400			540													
Fiber (g)	5.05																
Iron (mg)	2.70																
Calcium (mg)	404.4																
Vitamin A (IU)	591																
Sugars (g)	48	42.66%															
Vitamin C (mg)	48.51																
Protein (g)	16.33	14.60%															
Carbohydrate (g)	79.49	71.08%															
Total Fat (g)	8.93	17.96%															
Saturated Fat (g)	2.83	5.69%			<10.00%												
Trans Fat ¹ (g)	0.00	0.00%				Missing											

N/A - denotes a nutrient that is either missing or incomplete for an individual ingredient

* - denotes combined nutrient totals with either missing or incomplete nutrient data

¹ - Trans Fat value is provided for informational purposes only, not for monitoring purposes.

NOTICE: The data contained within this report and the NUTRIKIDS® Menu Planning and Nutritional Analysis software should not be used for and does not provide menu planning for a child with a medical condition or food allergy. Ingredients and menu items are subject to change or substitution without notice. Please consult a medical professional for assistance in planning for or treating medical conditions.